

האוניברסיטה העברית בירושלים
The Hebrew University of Jerusalem



המרכז למחקר בכלכלה חקלאית
The Center for Agricultural
Economic Research

המחלקה לכלכלה חקלאית ומנהל
The Department of Agricultural
Economics and Management

Discussion Paper No. 5.12

Sampling Experience Reverses Preferences for Ambiguity

By

Eyal Ert and Stefan T. Trautmann

Papers by members of the Department
can be found in their home sites:

מאמרים של חברי המחלקה נמצאים
גם באתרי הבית שלהם:

<http://departments.agri.huji.ac.il/economics/index.html>

P.O. Box 12, Rehovot 76100, Israel

ת.ד. 12, רחובות 76100

Sampling Experience Reverses Preferences for Ambiguity

Eyal Ert¹ and Stefan T. Trautmann²

Abstract

People often need to choose between alternatives with known probabilities (risk) and alternatives with unknown probabilities (ambiguity). Such decisions are characterized by attitudes towards ambiguity, which are distinct from risk attitudes. Studies of ambiguity attitudes have thus far focused on the static case of single choice, where decision makers typically prefer risky over ambiguous prospects. However, in many situations, decision makers may be able to sample outcomes of an ambiguous alternative, allowing for inferences about its probabilities. The current paper finds that such sampling experience reverses the pattern of ambiguity attitude observed in the static case. The effect cannot be explained by an extreme updating of probabilistic beliefs, suggesting direct effects of sampling on attitudes toward ambiguity.

¹ Department of Agricultural Economics and Management, The Hebrew University of Jerusalem, Rehovot 76000, Israel, ert@agri.huji.ac.il phone: 972-8-9489375.

² Department of Economics, CentER, Tilburg University, The Netherlands; P.O. BOX 90153, 5000 LE Tilburg, the Netherlands, Email: s.t.trautmann@uvt.nl; phone: +31.13.466.4115; fax: +31.13.466.3042

In many situations we are confronted with choices between alternatives that have well-known risks, and alternatives that have uncertain, or ambiguous, risks. Consumers choose between products of well established brands and those of new brands that offer more uncertain, but potentially higher, benefits. Patients choose between known medications, and uncertain but cheaper generic drugs that contain the same active substances (Curley, Yates, & Abrams, 1986; Muthukrishnan, Wathieu, & Xu, 2009). A large number of decisions in business, insurance, and finance are affected by ambiguity (Einhorn & Hogarth, 1986; Kunreuther, Hogarth, & Meszaros, 1993; Mukerji & Tallon, 2001).

Studies of ambiguity attitudes typically offer participants a one-shot choice between a risky and an ambiguous lottery. When both lotteries are equally valuable under expected utility, or the risky prospect is better under expected utility, ambiguity aversion is typically found. If the risky prospect is made worse by reducing its winning probability, at some point people prefer the ambiguous prospect, indicating the degree of ambiguity aversion. (Camerer & Weber, 1992; Einhorn & Hogarth, 1986; Frisch & Baron, 1988; Keren & Gerritsen, 1999).

While studies of ambiguity attitudes have focused on one-shot choices, real life situations often offer the opportunity to gather experience with the unknown risks before reaching a decision. For instance, consumers are encouraged to sample new products at a discounted price, and firms try out product prototypes on limited markets before going into full production. Surprisingly, despite the relevance of such sampling experience in decisions under ambiguity, little is known about its potential effect on ambiguity attitudes. Trautmann and Zeckhauser (2011) find that people shy away from ambiguous alternatives in repeated settings because they do not anticipate the learning opportunities offered by these alternatives. Rode et al. (1999) show that people sometimes prefer ambiguity if their needs are higher than the mean outcome of the known-risk distribution. However, none of these studies speaks to the effect of observing a short sample from the ambiguous alternative before making a choice between ambiguous and risky alternatives.

The idea that ambiguity attitudes might be affected by sampling experience is motivated by the recent literature on decisions from experience. This literature typically

studies the case in which decision makers are not told a-priory about the underlying probabilities of the prospects they face, but instead have to learn them from experience. It shows that when people accumulate information on prospects through experience, their risk-taking behavior is different than when they have to react to descriptions of these prospects (Barron & Erev, 2003; Hertwig, Barron, Weber, & Erev, 2004; Newell & Rakow, 2007; Rakow & Newell, 2010). Recent studies show that this difference seems to generalize to tasks in which described options are also experienced (Jessup, Bishara, & Busemeyer, 2008; Lejarraga & Gonzalez, 2011), and to tasks that involve choice between described sure payoffs and experienced risky options (Hau, Plescak, & Hertwig, 2010).

The current study compares choice between risky and ambiguous options (following the typical studies of preferences for risk and ambiguity), with and without sampling (following the decisions from experience studies that focus on how experience affects risk taking). As such, the current study builds a bridge between the two lines of research. Interestingly, despite the commonalities these literatures share, e.g., people's reactions to different levels of uncertainty, they are studied separately and rarely inform each other. Indeed, to our knowledge the current research is the first attempt to explore the potential relation between experience and ambiguity preferences.

Based on the previous literature, we identify two mechanisms that can affect preferences in ambiguous environments with sampling opportunities. First, familiarity and competence effects may affect attitudes when ambiguous alternative are encountered repeatedly. Repeated exposure to ambiguous alternatives may lead to feelings of higher competence/familiarity with this alternative, and therefore to more ambiguity seeking (Curley et al., 1986; Heath and Tversky, 1991). A competence effect should affect ambiguity attitudes for all levels of the underlying probabilities.

Second, research on the effect of experience on risk taking suggests that people evaluate samples of uncertain options as if they underweight rare outcomes (Erev, Glozman, & Hertwig, 2008; Hertwig & Erev, 2009; Hertwig et al., 2004; Jessup, Bishara, & Busemeyer, 2008; Ungemach, Chater, & Stewart, 2009). To illustrate, consider a prospect that yields a payoff of \$1 with probability .1, and 0 otherwise. The rare outcome of the desired \$1 gain would show only in the minority of the samples. Thus, sampling

might decrease the attractiveness of this prospect as it would emphasize that the desired outcome is unlikely. In contrast, when sampling a prospect that yields \$1 with probability .9, and 0 otherwise, the rare outcome is the undesired outcome of receiving nothing. The \$1 gain will be present in the majority of the samples. Thus, sampling this prospect can increase its attractiveness. Applying this finding to our situation we predict that the attractiveness of the sampled ambiguous prospect, relative to a known-probability risky prospect with equal winning probability, increases when the probability of the good outcome is high, and decreases when the probability of the good outcome is low. That is, the experienced-based account of ambiguity attitude predicts the opposite pattern of preference than what is commonly observed in no-sample decisions, where a high winning probability for the risky prospect leads to strong ambiguity avoidance, and a low winning probability leads to more choice of ambiguous. With sampling, a risky prospect will be compared to an uncertain prospect of equal underlying probability, and the perception and weighting of this ambiguous probability is potentially affected by the sampling experience. We test these two predictions in Study 1.

1. Study 1: The Effect of Sampling on Choice between Risk and Ambiguity

We let 2_p0 denote an uncertain prospect that pays a prize of NIS 2 ($\approx \$0.5$) with probability p , and zero otherwise. In order to evaluate the effect of sampling on ambiguity attitudes, we study five decision problems with choices between risky prospects 2_p0 , with $p = .1, .2, .5, .8, \text{ and } .9$, and their equivalent ambiguous prospects. For risky prospects, p is known. For ambiguous prospects, p is unknown.

1.1. Method

Fifty six participants were randomly assigned to two experimental conditions. In the *no-sampling* condition, 24 participants made choices between risky and ambiguous prospects based on given descriptions of the two prospects. This replicates the standard procedure used in studies of ambiguity attitude. Table 1 shows the description of the five prospects under risk and ambiguity. Participants were presented with the five decision

problems in a random order, indicating for each problem their choice. When they finished marking their choices, one problem was randomly selected, resolved, and paid in cash.

Table 1. Description of risky and ambiguous prospects in Study 1.

Problem	Description of the risky prospect	Description of the ambiguous prospect
.1	You receive NIS2 with probability .1	
.2	You receive NIS2 with probability .2	
.5	You receive NIS2 with probability .5	You either receive NIS2 or nothing; the probability of winning the NIS2 is unknown.
.8	You receive NIS2 with probability .8	
.9	You receive NIS2 with probability .9	

In the *sampling* condition, 32 participants also saw the descriptions of the prospects, but could additionally sample the ambiguous prospect before they were asked to make their choice. In particular, participants were told that before making their payoff-relevant choice, there would be a sampling stage in which they could sample the ambiguous prospect by clicking on that option as many times they wished (see Figure A1a in the Appendix). Each click generated an independent draw from the relevant distribution (e.g., in problem with $p=.9$ the sampled outcome was NIS 2 in 90% of the draws and 0 in 10% of the draws). The draws in the sampling stage had no effect on the participant's actual payoff. When they felt they had sampled enough, participants proceeded to the payoff-relevant stage, by clicking a button marked as "real game." In this real-game stage they were asked to make one binding decision between the two prospects for real payoffs (see Figure A1b). This procedure was repeated for all five problems shown in Table 1. The order of the prospects was randomized across participants, and the real game choices were not played out until the end of the experiment when the participants had completed all five problems. Then, one problem

was selected at random and the selected lottery in the real game was played, and paid for real. In both conditions, the rewards were added to the participant's show-up fee of NIS20.

1.2. Results

The results, presented in Figure 1, show that the choice pattern of participants who sampled the ambiguous prospect was the exact opposite of the choice pattern of participants who could not sample that prospect. The light bars, which show the results of the no-sampling condition, reveal a *negative* relationship between the probability of success and the proportion of choices of the ambiguous prospect ($Z = 3.42, p < .01$, probit regression controlling for repeated measures, marginal effect of 1.06% decrease per percentage point of underlying probability). This trend replicates the typical pattern of preference in two-event ambiguity tasks: preference for risky for moderate and high probabilities of the risky prospect, and preference for ambiguity low probabilities of the risky urn.

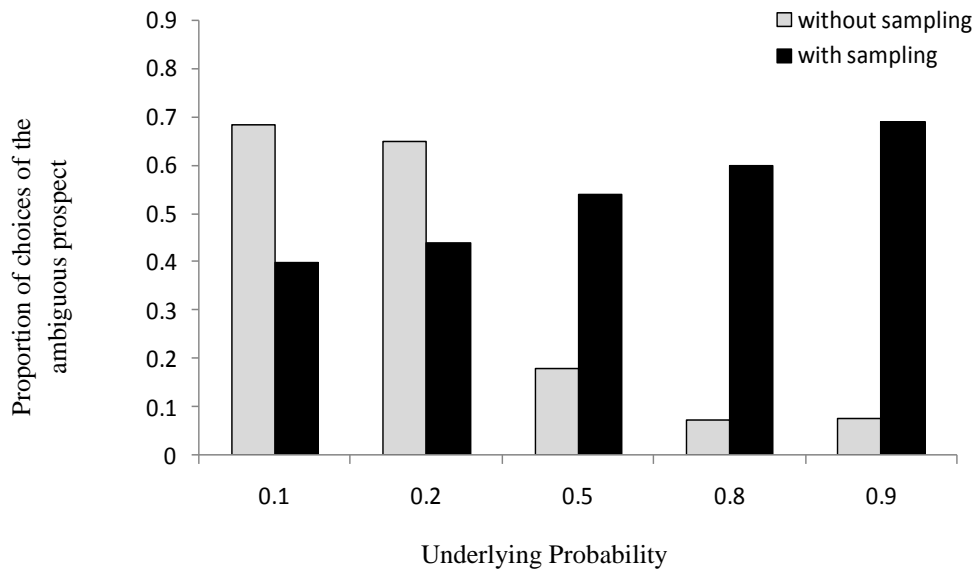


Figure 1. The proportion of choices favoring the ambiguous prospect over the risky prospect in Study 1.

Results of the sampling condition, represented by the dark bars in Figure 1, reveal the exact opposite pattern of preferences. This condition reveals a *positive* relationship between the probability of a winning and the proportion of participants preferring the ambiguous prospect ($Z = 2.18$, $p < .05$, probit regression controlling for repeated measures, marginal effect of 0.33% increase per percentage point of underlying probability). Also noteworthy is the elimination of ambiguity aversion under the moderate probability (problem .5) after sampling ($p = 0.86$, binomial test).

Despite the fact that participants could sample unlimitedly, the median number of samples was only 15, 12.5, 12, 11, and 11 in problems .1, .2, .5, .8, and .9 respectively. Consequently, most participants experienced probabilities that were more extreme than the underlying probabilities. In problems .1 and .2 the observed probability was *lower* than the true underlying probability for most participants (59% and 66%, respectively). In problems .8 and .9, in contrast, the experienced probabilities were *higher* than the true ones for most participants (56% and 59%, respectively).

If participants in the sampling condition chose the ambiguous prospect whenever the experienced probability from sampling is higher than the probability of the matched risky prospect, the observed positive correlation would emerge. To test this proposition, we created a continuous “experienced difference” variable for each participant and each choice problem that is defined as the difference between the observed success probability for the sampled prospect and the known probability of the risky prospect. Adding this variable to the probit regression alongside the underlying probability shows that the larger experienced difference indeed increases the likelihood that the ambiguous prospect is chosen ($Z = 4.58$, $p < .01$, marginal effect of 1.95% increase per percentage point experienced difference). However, the effect of the underlying probability is unaffected by the inclusion of the observed difference ($Z = 2.14$, $p < .05$, marginal effect of .31% increase in likelihood to choose ambiguous per percentage point of underlying probability). Notice that the participants’ partial reliance on the experienced probabilities can also explain the reduced ambiguity aversion in the moderate (.5) probability condition. Interestingly, we also find that the length of a participant’s sampling experience does not lead to more consistency between the observed frequency and the choice.

1.3. Discussion

The results show that sampling the ambiguous prospect reverses the typical pattern of ambiguity attitude. People who make one-shot decisions between descriptions of risky and ambiguous prospects exhibit ambiguity seeking under low probabilities of success, and ambiguity aversion under high probabilities of success for the matched risky prospect. Yet people who sample the ambiguous option, exhibit ambiguity aversion with low probabilities, ambiguity “neutrality” with moderate probabilities, and ambiguity seeking with high probabilities; this patterns obtains although the success probability of the ambiguous prospect was identical to the one of the risky prospect.

The results support the hypothesis that ambiguity preferences after sampling are affected by a tendency to underweight low probability events. Indeed, we found evidence that the (biased) sample observed by a person explains a significant part of the variance in the choice behavior. However, we find that the effect of the underlying probability is observed even after controlling for the composition of the observed sample. That is, repeated sampling seems to exert a direct influence on ambiguity attitude beyond the effect of updated probabilistic beliefs. Although we find that the attitude toward ambiguity becomes overall more positive, with no ambiguity aversion for the medium probability, the motivational effect of sampling is not a simple shift in preference. The motivational sampling effect adds to the reversal by increasing ambiguity preference relatively more for larger underlying probabilities.

2. Study 2: Is the effect of sampling driven by changes in beliefs about the underlying event probability?

Study 1 suggests a motivational effect of sampling on ambiguity attitudes over and beyond simple familiarity and belief updating effects. However, in Study 1 we did not elicit probabilistic beliefs, instead assuming that beliefs equal the observed sample frequencies. Study 2 examines the role of beliefs about more directly. Specifically, it examines the possibility that the preference reversal, observed in Study 1, is mostly

driven by biased, too extreme probability judgments after sampling. If this is the case, we expect too optimistic beliefs under high probability of success ($p=.8$ and $p=.9$), and too pessimistic beliefs for low probability of success ($p=.1$ and $p=.2$). Such extreme judgments could explain the effect of the underlying probability over and above the effect of the observed probability in study 1.

2.1. Method

Thirty-two new participants were recruited for this study. Each participant was presented with the five decision problems described in Table 1. Because people are usually better in making frequency judgments than in making probability judgments (Hoffrage, Lindsey, Hertwig, & Gigerenzer, 2000), we chose to describe the two prospects as two decks of cards and derived the probability estimations in terms of card frequencies. For example, in problem .9 participants saw two card decks on the screen: a (risky) deck that included 90 green cards and 10 white cards, and another (ambiguous) deck that included 100 green or white cards, with exact numbers of each color unknown. The participants were then asked to estimate the frequency of the green cards in the ambiguous deck twice: once before they sampled the deck, and once after they finished sampling the deck. The elicited estimates before sampling were collected to test if beliefs of the ambiguous deck were (1) influenced by the known probability of the risky deck, and (2) if participants' beliefs of the ambiguous option were generally biased away from 50% in an optimistic or pessimistic way. The estimates elicited after sampling indicate the updated beliefs that would form the basis of a decision after short sampling experience. Participants were paid according to their accuracy in their estimations using the quadratic deviation rule $payment = 4*[1-(true\ probability-estimated\ probability)^2]$. At the end of the study one of the 10 estimations was randomly selected to determine the final compensation.

2.2. Results

The true (objective) probabilities, the observed frequencies, and the estimated probabilities of drawing a green card in each problem are depicted in Figure 2. The average estimated probability before sampling was .52 (Sd =.072), and did not differ between problems, $F(4, 159) = 1.07, p = .37$, or deviate from .5, $t(160) = 1.21, p = .22$.

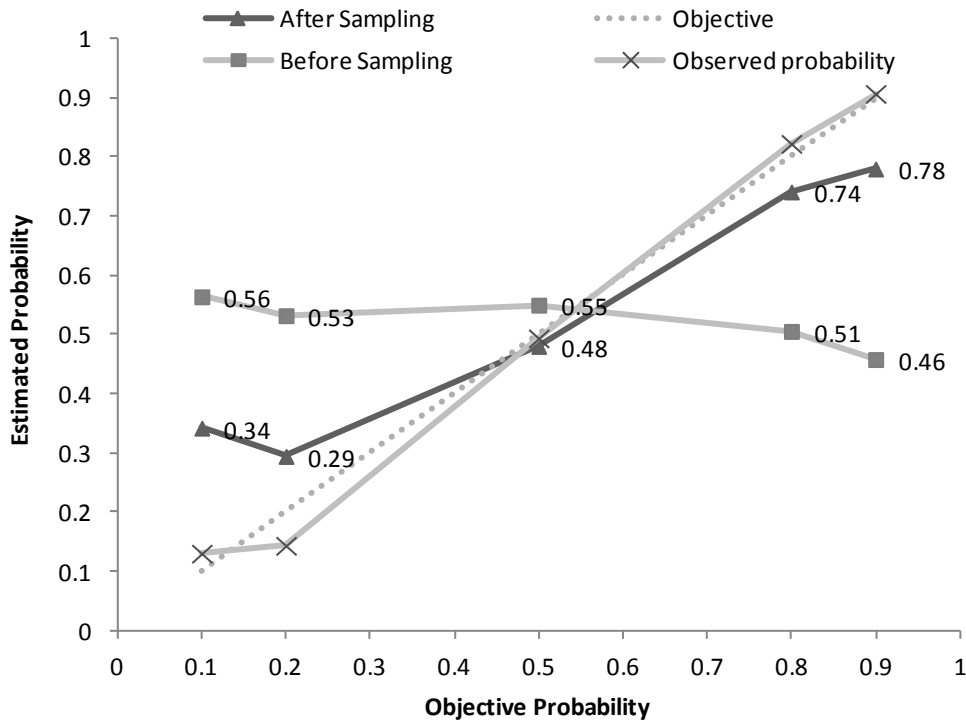


Figure 2. Subjective estimates of the probability of drawing a green card from the ambiguous deck before and after sampling.

After sampling, the estimated probabilities shifted toward the observed frequencies (proportion of green cards observed during sampling). To show this we subtracted the former from the latter creating a “correspondence score.” Note that positive scores imply overestimation of the experienced probability and negative score implies underestimation. The correspondence scores were 0.21 in problem 0.1, $t(31) = 3.14, p = .0037$; 0.15 in problem 0.2, $t(31) = 2.69, p = .0115$; -0.01 in problem 0.5, $t < 1$; -0.08 in problem 0.8, $t(31) = -3.13, p = .0037$; and -.13 in problem 0.9, $t(31) = -2.65, p =$

.0126. Those values imply overestimations of the low probabilities, an accurate estimation of the 0.5 probability, and underestimations of the high probabilities. In other words we find that, contrary to our expectations, subjective probabilities were significantly *less* extreme than the observed probabilities (and, as Figure 2 shows, they are also less extreme than the objective probabilities).

2.3. Discussion

The results show that, based on the *description* of the ambiguous prospects with two possible outcomes, the average participant gives probability estimates close to 50%. These estimates are not affected by the probability of the matched risky prospect. Note that these subjective beliefs explain the typical pattern of ambiguity preference for low probability risky prospects and ambiguity avoidance for high probability risky prospects, in decision from description. The data thus support Einhorn and Hogarth's (1986) regressive model of ambiguity attitude. Importantly, however, the unbiased belief for the .5 probability suggests a strong motivational component of ambiguity aversion for moderate probabilities that is not driven by probabilistic beliefs. Another indication for such component comes from the observation that, in Study 1, ambiguity aversion under high probabilities is stronger than ambiguity seeking under low probabilities ($t(23) = 2.94$, $p = .007$; for the differences in deviation from neutrality in problems .1 and .2 versus in their reflected problems .8 and .9).

Given these observations the ex-post beliefs provide evidence against a direct probability estimate pathway explaining the preference reversal shown in Study 1. There is clearly no overshooting in the probability estimates for the extreme probabilities. Moreover, assuming that there is a strong motivational component in ambiguity attitude, such overshooting would have to be strong to overcome the negative aspects in the evaluation of ambiguous prospects for medium and small probability prospects. There is no evidence for that in our data. In addition, although for the $p=.5$ prospect there is a clear sampling effect in Study 1, i.e., shifting preferences from strong ambiguity aversion towards ambiguity neutrality, no biased subjective probabilities in the .5 condition are observed in Study 2. This observation suggests that ambiguity aversion under the .5

probability does not result from a pessimistic belief regarding the proportion of valuable cards in the ambiguous deck.

3. Concluding Discussion

Allowing decision makers to collect short sampling experience, we found a complete reversal of the well established pattern of ambiguity preference in decisions from description (the classic studies of ambiguity preferences). Eliciting subjective beliefs after sampling, we find that this reversal cannot be explained by too extreme updating of probability judgments after short samples. That is, while the composition of the observed sample adds to the reversal as predicted on the basis of overweighting of rare events, it cannot explain the full effect, which includes a direct effect of sampling on attitude toward ambiguity. We propose two processes to explain the latter effect, one based on motivational changes and one based on the effect of biases in the processing of random samples.

Although a sample may reduce the ambiguity of the unknown-probability option to some extent, this option will always remain ambiguous relative to the known-probability risk. The general upward shift for ambiguity preference therefore suggests motivational changes which are caused by sampling experience. This shift could be modeled in a prospect theory framework through changes in the weighting of probabilistic beliefs in the ambiguous event (Wakker, 2004; Wakker, 2010). In particular, while ambiguous prospects are typically associated with *pessimistic* weighting, sampling might induce more *optimistic* weighting and thus an overall upward shift in ambiguity preference. Additionally, while ambiguity is typically associated with likelihood *insensitivity*, sampling might increase likelihood (*over*)*sensitivity*, and could lead to decision weights that are more extreme than the observed beliefs. Jointly, these two effects can explain the general upward shift of ambiguity preference under sampling, and the reversal in preference between low and high probabilities.

Another potential explanation for the findings in our studies could relate to a processing effect. Asparouhova, Hertzell, and Lemmon (2009) found that gambler's and hot-hand fallacies often jointly exist in the processing of random processes. In the current

study, people made a decision based on a random draw from a process after a series of samples. Thus, while their explicit probability estimates in Study 2 may consider the whole sample, choices may reflect their expectations for the *next* draw from the random process. Here hot hand effects may be strong even after larger samples, explaining why longer samples did not lead to stronger correlation between observed frequency and choice behavior. Obviously, longer streaks are more common in the extreme probability events, leading to ambiguity preference for high probability events and ambiguity avoidance for low probability events.

Both the motivational and the processing effects are consistent with recent research in the domain of risky choice that shows that different process models are necessary to explain decisions from description and from sampling (Erev et al., 2010). One of the interesting features of choice between ambiguous and risky alternatives is that it combines aspects from description based choice (some information is available), and from experienced based choice (other information is absent and could be learned). While such a “mixed domain” seems ecologically valid in many decisions we make, and implies an interesting set of theoretical questions, it has not received as much attention yet as the “pure domains” of description or experience. The current study provides the first step: it shows that experience does have a large impact on ambiguity preferences, and provides a first look into the process showing how the observed outcomes during sampling affect people’s choices between risk and ambiguity.

References

- Asparouhova, E., Hertzfel, M., & Lemmon, M. (2009). Inference from streaks in random outcomes: Experimental evidence on beliefs and regime shifts and the law of small numbers. *Management Science*, *55*, 1766-1782.
- Barron, G., & Erev, I. (2003). Small feedback-based decisions and their limited correspondence to description-based decisions. *Journal of Behavioral Decision Making*, *16*, 215–233.
- Camerer, C., & Weber, M. (1992). Recent developments in modeling preferences: Uncertainty and ambiguity. *Journal of Risk and Uncertainty*, *5*, 325-370.
- Curley, S. P., Yates, J. F., Abrams R. A. (1986). Psychological sources of ambiguity avoidance. *Organizational Behavior and Human Decision Processes* *38*, 230–256.
- Einhorn, H. J., & Hogarth, R. M. (1986). Decision making under ambiguity. *The Journal of Business*, *59*, 5225-5250.
- Erev, I., Ert, E., Roth, A. E., Haruvy, E., Herzog, S. M., Hau, R., Hertwig, R., et al. (2010). A choice prediction competition: Choices from experience and from description. *Journal of Behavioral Decision Making*, *23*, 15-47.
- Erev, I., Glozman, I., & Hertwig, R. (2008). What impacts the impact of rare events. *Journal of Risk and Uncertainty*, *36*, 153-177.
- Frisch, D., & Baron, J. (1988). Ambiguity and rationality. *Journal of Behavioral Decision Making*, *1*, 149-157.
- Hau, R., Pleskac, T. J., & Hertwig, R. (2010). Decisions from experience and statistical probabilities: Why they trigger difference choices than a priori probabilities, *Journal of Behavioral Decision Making*, *23*, 48-68. Hertwig, R., & Erev, I. (2009). The description-experience gap in risky choice. *Trends in Cognitive Sciences*, *13*, 517-523.

- Heath, C. & Tversky, A. (1991). Preference and belief: Ambiguity and competence in choice under uncertainty. *Journal of Risk and Uncertainty*, 4, 5-28.
- Hertwig, R., Barron, G., Weber, E. U., & Erev, I. (2004). Decisions from experience and the effect of rare events in risky choice. *Psychological Science*, 15, 534 -539.
- Hoffrage, U., Lindsey, S., Hertwig, R., & Gigerenzer, G. (2000). Communicating statistical information. *Science*, 290, 2261 -2262.
- Jessup, R. K., Bishara, A. J., & Busemeyer, J. R. (2008). Feedback produces divergence from prospect theory in descriptive choice. *Psychological Science*, 19, 1015 -
- Keren, G., & Gerritsen, L. E. M. (1999). On the robustness and possible accounts of ambiguity aversion. *Acta Psychologica*, 103, 149-172.
- Kunreuther, H., Hogarth, R., & Meszaros, J. (1993). Insurer ambiguity and market failure. *Journal of Risk and Uncertainty*, 7, 71-87.
- Lejarraga, T., & Gonzalez, C. (in press). Effects of feedback and complexity on repeated decisions from description. *Organizational Behavior and Human Decision Processes*.
- Mukerji, S., & Tallon, J.-M. (2001). Ambiguity aversion and incompleteness of financial markets. *Review of Economic Studies*, 68, 883-904.
- Muthukrishnan, A. V., Wathieu, L., & Xu, A. J. (2009). Ambiguity aversion and the preference for established brands. *Management Science*, 55, 1933-1941.
- Newell, B. R., & Rakow, T. (2007). The role of experience in decisions from description. *Psychonomic Bulletin & Review*.
- Rakow, T., & Newell, B. R. (2010). Degrees of uncertainty: An overview and framework for future research on experience-based choice. *Journal of Behavioral Decision Making*, 23, 1-14.

Rode, C., Cosmides, L., Hell, W., Tooby, J. (1999). When and why do people avoid unknown probabilities? Testing some predictions from optimal foraging theory. *Cognition*, 72, 269–304.

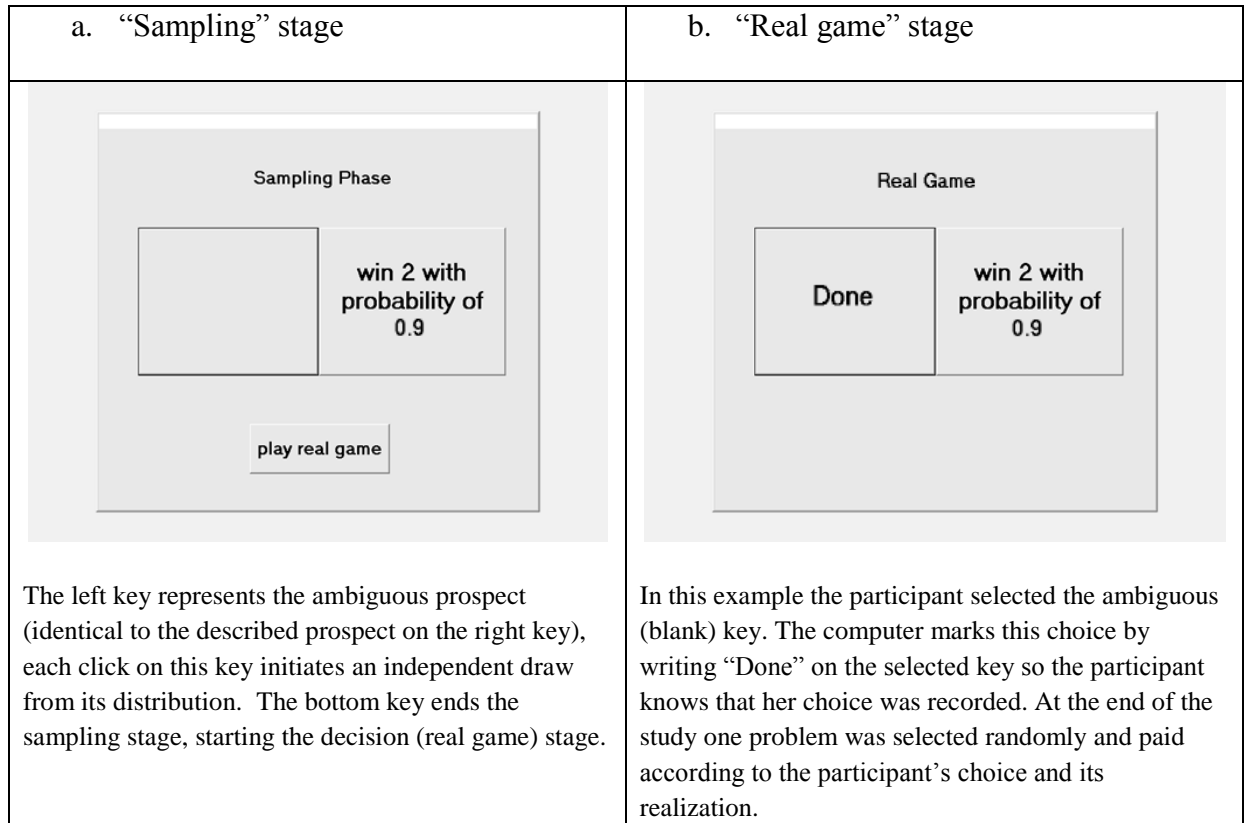
Trautmann, S. T., & Zeckhauser, R. (2011). Shunning uncertainty. Mimeo, Harvard University.

Ungemach, C., Chater, N., & Stewart, N. (2009). Are probabilities overweighted or underweighted when rare outcomes are experienced (rarely)? *Psychological Science*, 20, 473 -479.

Wakker, P.P. (2004). On the composition of risk preference and belief. *Psychological Review*, 111, 236.

Wakker, P. P. (2010). *Prospect theory: For risk and ambiguity*. Cambridge University Press.

APPENDIX

Figure A1. The experimental screens in Study 1.

Note: The decision problem presented in this example is problem .9.